

Parameters

Classification		Parameter	Measurement range (*)				Measurement time (min.)
			Unit (A)		Unit (B)		
Biochemical tests	Enzymes	ALP	14 – 1183	U/L	0.23 – 19.76	μ Kat/L	4
		AMYL	10 – 1800	U/L	0.17 – 30.06	μ Kat/L	5
		CHE	5 – 500	U/L	0.08 – 8.35	μ Kat/L	4.5
		CKMB	1 – 300	U/L	0.02 – 5.01	μ Kat/L	5
		CPK	10 – 2000	U/L	0.17 – 33.40	μ Kat/L	4
		GGT	10 – 1200	U/L	0.17 – 20.04	μ Kat/L	5
		GOT/AST	10 – 1000	U/L	0.17 – 16.70	μ Kat/L	4
		GPT/ALT	10 – 1000	U/L	0.17 – 16.70	μ Kat/L	4
		LAP	10 – 500	U/L	0.17 – 8.35	μ Kat/L	4
		LDH	50 – 900	U/L	0.84 – 15.03	μ Kat/L	2
		LIP	20 – 1000	U/L	0.33 – 16.70	μ Kat/L	5
	General chemistry	ALB	1.0 – 6.0	g/dL	10 – 60	g/L	6
		BUN	5.0 – 140.0	mg/dL	1.79 – 49.98	mmol/L	4
		Ca	4.0 – 16.0	mg/dL	1.00 – 4.00	mmol/L	4
		CRE	0.2 – 24.0	mg/dL	18 – 2122	μmol/L	5
		DBIL	0.1 – 16.0	mg/dL	2 – 274	μmol/L	5
		GLU	10 – 600	mg/dL	0.6 – 33.3	mmol/L	6
		HDL-C	10 – 110	mg/dL	0.26 – 2.84	mmol/L	6
		IP	0.5 – 15.0	mg/dL	0.16 – 4.84	mmol/L	5
		Mg	0.2 – 7.0	mg/dL	0.08 – 2.88	mmol/L	4.5
		NH3	10 – 500	μg /dL	7 – 357	μmol/L	2
		TBIL	0.2 – 30.0	mg/dL	3 – 513	μmol/L	6
		TCHO	50 – 450	mg/dL	1.29 – 11.64	mmol/L	6
		TCO ₂	5 – 40	mmol/L	5 – 40	mmol/L	5
		TG	10 – 500	mg/dL	0.11 – 5.65	mmol/L	4
		TP	2.0 – 11.0	g/dL	20 – 110	g/L	6
		UA	0.5 – 18.0	mg/dL	30 – 1071	μmol/L	4
	Electrolytes	Na	75 – 250	mEq/L	75 – 250	mmol/L	1
		K	1.0 – 14.0	mEq/L	1.0 – 14.0	mmol/L	
		Cl	50 – 175	mEq/L	50 – 175	mmol/L	
Immunological test		CRP	0.3 – 7.0	mg/dL	3 – 70	mg/L	5

There are parameters which may not be available in your area. For details please contact your local distributor.

*Unit (A) or (B) is available

Calculations

Calculated Parameter	Indication	Unit	Equation
LDL Cholesterol	LDL	mg/dL	LDL-C = TCHO value - (HDL-C vlaue + TG value/5)
		mmol/L	LDL-C = TCHO value - (HDL-C value + TG value/2.2)
non-HDL Cholesterol	non-HDL	mg/dL or mmol/L	non-HDL = TCHO value - HDL-C value
Globulin	GLOB	g/dL or g/L	GLOB = TP value - ALB value
Albumin/Globulin ratio	ALB/GLOB	-	ALB/GLOB = ALB value / (TP value - ALB value)
BUN/Creatinine ratio	BUN/CRE	-	BUN/CRE = BUN value / CRE value
GOT/GPT ratio (AST/ALT ratio)	GOT/GPT (AST/ALT)	-	GOT/GPT=GOT value / GPT value (AST/ALT=AST value / ALT value)
Sodium/Potassium ratio	Na/K	-	Na/K=Na value / K value
Anion Gap	Anion Gap	mEq/L or mmol/L	Anion Gap = Na value - (Cl value + TCO ₂ value)

Main specifications

Measurement test	Colorimetry 28 tests, Electrolytes 3 tests
Throughput	Colorimetry 180 test/hour, Combined 190 test/hour
Number of sample rack	5
Number of incubator cell	Colorimetry 13, Electrolytes 1
Measurement time	Colorimetry 2 to 6 minutes/test, Electrolytes 1 minute/3 tests (Na-K-Cl)
Sample type	Plasma, Serum, Whole blood*
Sample volume	Colorimetry 10μL/test, Electrolytes 50μL/3 tests (Na-K-Cl), CRP 5μL/test
Data transmission to PC	RS 232C (1 port), USB (1 port), LAN (1 port)
Data print	Thermal Printer
Electrical requirements	Single phase AC; 100 ~ 240 V ±10%; 50 to 60 Hz
Display	7-inch color touch panel
Dimensions	500 (W) × 380 (D) × 410 (H) mm
Weight	Approx. 33kg
Operating temperature	15 to 32°C (59 to 89F)
Operating humidity	30 to 80%RH

* NH3-W: Whole blood only NH3-P: Plasma only
Na-K-Cl: Plasma, Serum, Whole blood Other test items: Plasma, Serum

DRI-CHEM NX700 Series

	NX700	NX700i
Electrolyte tests	●	●
Plasma Filter Function	●	—
Automatic dilution	●	●

Please contact your local distributor for availability.

Option Items

Barcode Reader

Barcode reader is available as option item to read sample ID on sample tube.

Sample Rack

- For ϕ16 × 100 mm blood collection tube
- For ϕ13 × 100 mm blood collection tube
- For ϕ13 × 75 mm blood collection tube
- For 1.5 mL Fuji tube
- For 0.5 mL Fuji tube
- For ϕ16 × 100 mm blood collection tube (when using PF)
- For ϕ13 × 100 mm blood collection tube (when using PF)
- For ϕ13 × 75 mm blood collection tube (when using PF)



DRI-CHEM NX700 (Product:FUJII DRI-CHEM NX700/FUJII DRI-CHEM NX700i)
The specifications and appearance of the present brochure may be changed without prior notification in order to improve the system. Please be sure to read the instruction manual carefully for proper use of the equipment.

FUJIFILM
Value from Innovation

Automated Clinical Chemistry Analyzer



DRI-CHEM, constantly evolving for a better tomorrow.

NEW

DRI-CHEM NX700



Effortless testing at your fingertips

FUJII DRI-CHEM has earned a remarkable reputation from its continuous effort to provide timely testings. So far, we have improved its usability and network adaptability. While retaining the main characteristics of its predecessor, the NX700 provides one rank higher usability. It can be operated intuitively, thus it is usable to anybody. Moreover, its compact design allows flexibility in installation. NX700: borderless and effortless “Full-time, Real time Testing” at anyone’s hands.

DRI-CHEM NX700

Real walk-away system

Maximum of 5 specimens in one operation

Large touch panel and new operation interface

Intuitive and simple operation

No calibration needed*
Simple lot compensation by QC card

*except for CRP

High throughput
190 tests/hour

28 colorimetric items, 3 electrolyte items



DRI-CHEM for emergency:
Supports diagnosis and
treatment during disasters.



- It operates on 100-240V household power supply.
 - No need of water, air supply and exhaust equipment.
- DRI-CHEM allows “full-time and real time” examinations in time of need.

The new design brings forth workflow evolution

Compact size, small footprint

NX700 is designed to be compact and suitable to almost any space.

Product dimensions		
Width	500 mm	Weight of main unit 33 kg
Depth	380 mm	
Height	410 mm	

Large touch panel with simple design

A large touch panel is used for the operation screen. The sliding type front cover prevents unnecessary consumption of space and provides easy handling. The ease of use from the new design enables smoother operation. The exterior is specifically designed for better adaptability in any place.

Intuitive and simple operation

Simple and easy to use operational screen. Explanatory diagrams make the use, troubleshooting and the various maintenance procedures easy.

● Setup screen

● Display of results

● Help screen



Results print out.

Easy Operation

3-Step easy measurement

Set the slide, the specimen and press the Start key. All the processes hereafter are fully automated.

1 Set slide

2 Set specimen

3 Press the Start key

5 specimens can be set at the same time

A maximum of 5 specimens can be set at the same time. No manual operation after pressing Start key. The automation shortens operation time and improves workflow efficiency.



Easy lot compensation by QC card

Corrections are made simply by reading the QC card included in the slide package into the main unit.

*CRP: Calibration is required. ISE: QC card is not attached.



Safety and Convenience

Patient-friendly testing

Each test needs only 10μL of sample. (CRP needs 5μL/test, ISE needs 50μL/3 tests). Manual pipetting can be also performed when sample is less. Less invasive for newborn at NICU.

* 50 μL are used for the simultaneous measurement of 3 electrolyte items.

Minimize the risk of biological hazard

Slide reagents after measurement are automatically discarded to the disposal box, minimizing the risk of contamination.



Wide range of usable blood collection tubes

In addition to Fuji tubes (0.5/1.5 mL), commercially available blood collection tubes can be used as specimen tubes.

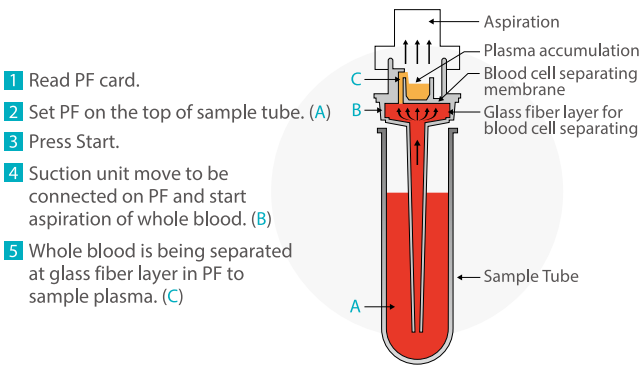
* Please select suitable sample racks upon your work flow.
(refer last page : Option items/Sample Rack)

Useful Functions

Plasma Filter: Blood separation in 1 minute

Plasma Filter (PF) can cut the turn around time and the pre-treatment process of the sample. It can generate plasma sample by aspirating and separating the whole blood inside the PF within 1 minute. Just set the PF on top of the sample tube and press START.

* This function is not available in the NX700i
* TCO2: not applicable



Easy CRP calibration

Set CRP slides, diluent and dedicated calibrator into the specimen disk. Easy calibration starts by pressing the “Calibration” key.



Automatic dilution function

Labor intensive operations like dispensing, mixing etc. are automated. The only operation is to input the dilution ratio.

Electrolyte measurement function

Electrolytes (Na-K-Cl) can also be measured.

STAT testing available

Press the “STAT” key when there is ongoing measurement. Set the emergency specimen and just press Start to perform emergency test.

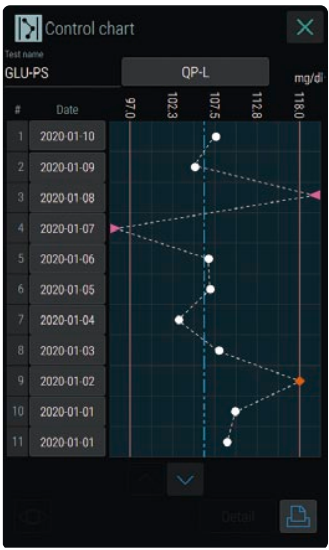
Operator ID

Identification of operators can be set.



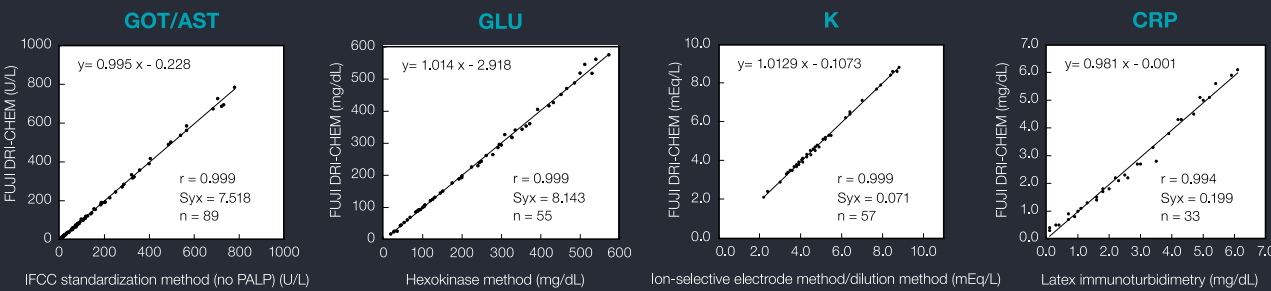
Built in quality control tools

Quality control in the NX700 is made easier with the advance QC functions. Results of quality control can be viewed on the NX700 screen.



Accurate and reliable test results from long term and field-proven technology & experience

The FUJI DRI-CHEM slide reagent has high reliability and stability brought by fine chemical technology cultivated through the long history of FUJIFILM in photographic film manufacturing. Less variation of results between operators, high result reproducibility and daily precision, and excellent correlation with wet chemistry are its remarkable features.



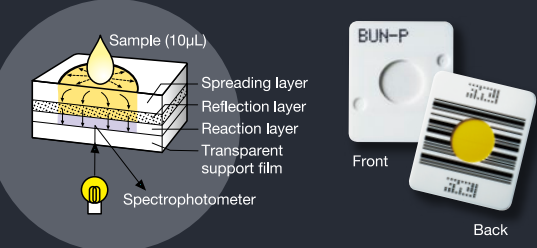
FUJI DRI-CHEM SLIDE

Colorimetric method slide

(Enzymes, General chemistry, and Immunology)

This multilayered slide is composed of dry chemical ingredients needed for the reaction and other functional materials. It quantifies enzymes and chemicals using colorimetric method.

Composition of multilayered analytical film

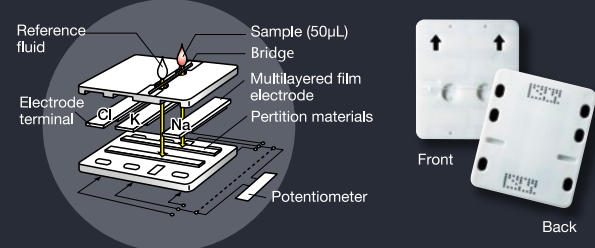


Potentiometric method slide

(Electrolytes)

The electrolytes slide contains ion selective film electrodes for Na, K, and Cl. These electrolytes are measured by potentiometric method.

Composition of multilayered film electrode



Specifications FUJI DRI-CHEM NX series

		
Series name	FUJI DRI-CHEM NX700	FUJI DRI-CHEM NX500
Width × depth × height	500(W) × 380(D) × 410(H) mm	470(W) × 360(D) × 420(H) mm
Weight	33 kg	25 kg
Number of measurement cells	13 colorimetric + 1 electrolyte (independent)	12 colorimetric + 1 electrolyte (independent)
Throughput (1) (only colorimetry)	180 tests/hour	120 tests/hour
Throughput (2) (colorimetry + electrolytes)	190 tests/hour	128 tests/hour
Throughput (3) (15-item measurements)	approx. 9 minutes	approx. 9 minutes
Number of specimen that can be set	5 specimens at the same time	1 specimen
Maximum memory of QC information/ parameter	5 lots	2 lots